

COURSE PREVIEW BROCHURE



Master Makeup Artistry

CERTIFICATION COURSE



The Master Makeup Artistry course is perfect for makeup enthusiasts who want to launch a career in the industry. Start with the fundamentals and advance to professional makeup techniques. It's the most comprehensive course and our most popular—for good reason, too. From bridal to theatrical to editorial makeup—you'll explore every facet of makeup artistry! You'll graduate with all the necessary skills to break into the professional makeup industry.

When you take the course you'll gain...

- A world-class education that prepares you to work in cities such as London, New York, Sydney, Vancouver—and even your hometown!
- Access to exclusive makeup product discounts with today's biggest brands including MAC, Urban Decay, Kevyn Aucoin, and more
- The technical skills to create beautiful makeup looks for brides and photography, film, runway, and editorial projects
- The confidence to turn your passion into a rewarding career

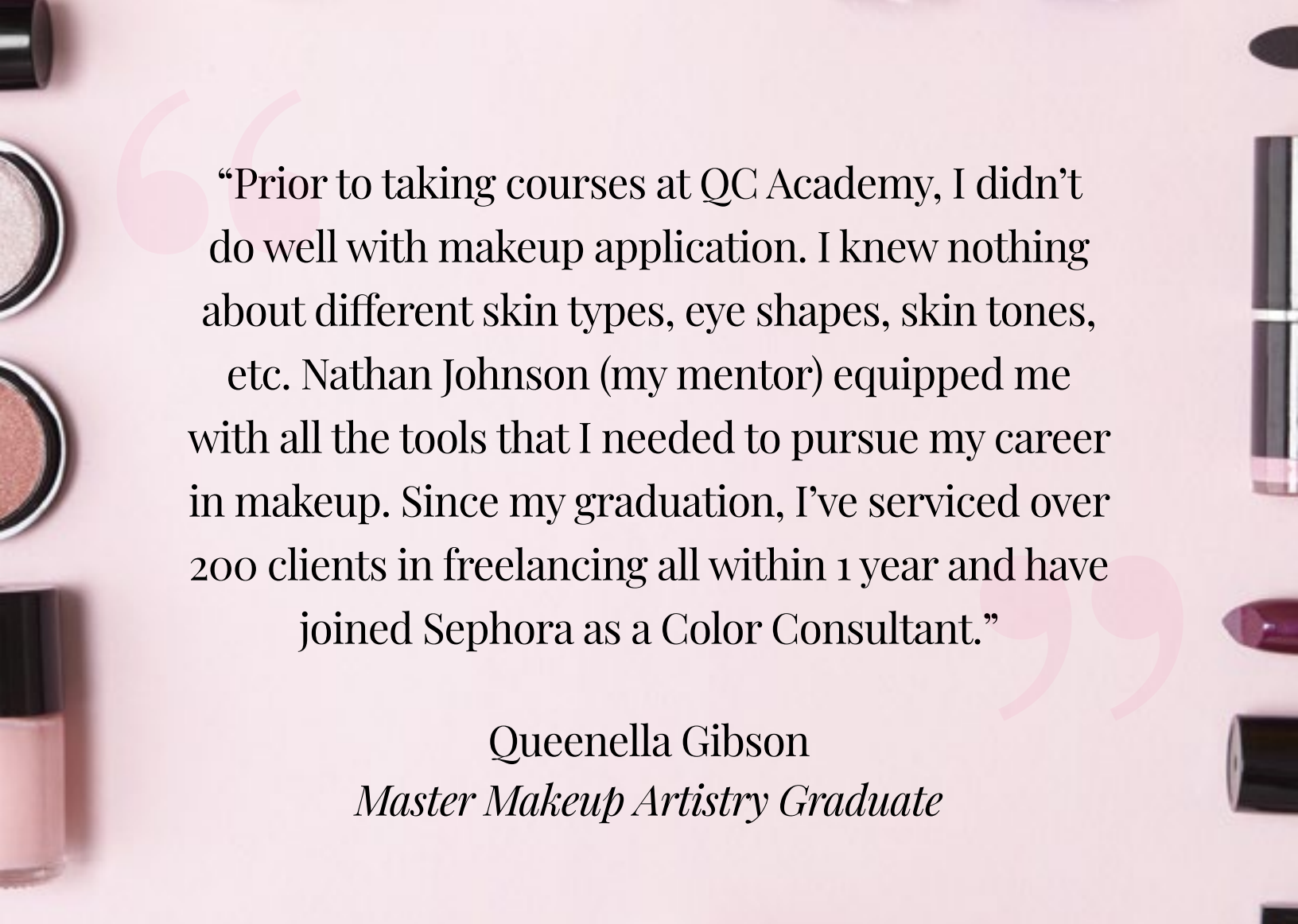
“I completed my first assignment for MMA and was absolutely thrilled with the personalized feedback. I was super nervous about my work but the feedback Nathan gave me was both honest and encouraging.”

Toni Sullivan

Master Makeup Artistry Student



Once you graduate, you'll receive a certificate and an industry-recognized designation as a Master International Makeup Professional (MIMP). You'll be ready to start your business and work in the industry right away!



“Prior to taking courses at QC Academy, I didn’t do well with makeup application. I knew nothing about different skin types, eye shapes, skin tones, etc. Nathan Johnson (my mentor) equipped me with all the tools that I needed to pursue my career in makeup. Since my graduation, I’ve serviced over 200 clients in freelancing all within 1 year and have joined Sephora as a Color Consultant.”

Queenella Gibson
Master Makeup Artistry Graduate

Course Curriculum

Celebrity makeup artist Nathan Johnson is your instructor for the Master Makeup Artistry course. Follow along with full-color lesson texts and his instructional videos to see the professional techniques up-close. From the basics of skin color correction to full-face makeup looks, he’ll walk you through every step! Then, complete fun, hands-on makeup application assignments and receive personalized feedback from your tutor. If becoming a successful business owner is your goal, you can take advantage of optional business training units to ensure your success as a business owner!



UNIT A: Intro to Professional Makeup Artistry

- A Career in Makeup Artistry
- Building a Professional Makeup Kit
- Brush Types and Brush Cleaning
- Sanitary Practices
- Professional Makeup Application
- Starting Your Own Business (optional)

UNIT B: Skin Preparation & Basic Makeup Application


- Skin Tones, Types, and Conditions
- Basic Makeup Application
- Client Cards
- Makeup Removal Techniques
- Corrective Makeup
- Makeup for Mature Skin
- Marketing and Promotion (optional)

UNIT C: Makeup for the Seasons & Working with Different Clients

- Daytime and Evening Makeup Application
- The Smokey Eye
- Seasonal and Specialty Applications
- Male Makeup Application
- Teen Makeup Application
- Working at a Makeup Counter
- Working with Clients, Suppliers and Your Business Associates (optional)

UNIT D: Bridal Makeup & Makeup Trends

- Bridal Makeup Booking, Consultation, and Trial
- Makeup Icons and Trends
- A Celebrity-Inspired Look
- The Business of Bridal Makeup Artistry (optional)





UNIT E: Advanced Makeup Artistry Techniques

- Glamour and Fantasy Makeup
- The Four Makeup Faces
- False Lashes
- Makeup Artistry for Photography, Publicity, and Live Events
- Catwalk and Editorial Makeup
- Industry Connections in Makeup Artistry (optional)

UNIT F: Makeup for Film & Live Production

- Theatre, Dance, and Live Stage Performance
- Makeup for TV, Film, and High-Definition Media
- Stage and Character Makeup
- Introduction to Special FX Makeup
- Tattoo Cover Up

Course Sample

The Master Makeup Artistry course takes you through every aspect of the makeup application process. Once you've conquered the basics, you'll be ready to handle more challenging looks. Funky cat eyes and sultry date-night looks are just the tip of the iceberg! Here's a sneak peek of a couple assignments you'll do for your course.

Unit D: Assignment 5 – *You Can Be A Star*

You may have a favorite movie star or media personality you really admire. In this assignment, you can indulge your fantasies and re-create yourself (or a friend!) as the star, performer, or iconic personality you find inspirational.

Here's what you need to do:

1. **Find a celebrity makeup look you want to replicate.** You can choose a makeup look from any time period or media format. Ex. The 1990s Academy Awards red carpet
2. **Apply the look on yourself or a friend/family member.** Remember, you might need to alter the product colors to suit the skin tone of yourself or your model.
3. **Take a close-up photo of yourself.** Frame the photo so it clearly shows your entire face and submit it with the original reference photo for your tutor.

Why we love it:

Once you're a professional makeup artist, you'll encounter clients who bring Instagram or magazine photos with them to their consultations. Your job is to create a version of that look that both satisfies your client's taste and complements their skin tone/type and facial features! This assignment provides you with the experience to produce a highly-polished look fit for the spotlight.

Picture perfect!

Check out some of our students' celebrity makeup looks:



Melissa Robinson

A Naomi Campbell-inspired look!

"Glitter Lips Trending"



Rachel Hite

"First time stepping out of my comfort zone with bright colors. Thank you Katy Perry for the inspiration."



Debbie Sourias

"Does this look familiar?"

See more of the stunning makeup looks that our students have created on our student showcase!

Unit E: Assignment 2 – *Changing Faces*

Transitioning makeup looks takes practice to perfect. In this assignment, you'll learn the elements of daytime, evening, and fantasy looks—and how to use them.

Here's what you need to do:

1. **Choose two models, and create a daytime look on one of them and a no-makeup look on the other.** After the looks are complete, take a picture of your models individually. These are your before photos.
2. **Alter each look to a fantasy look.** This is where your creativity comes into play! Add whatever elements of glam and glitter you wish. Try to make sure both models look as different as possible from each other.
3. **Take after photos of your models' faces.** Frame the photo so it clearly shows your entire face and submit it with the original reference photo for your tutor.

Why we love it:

When you become a certified makeup artist, you may decide to work outside of bridal and/or special occasion makeup. If you land a gig backstage for a theatre production, you'll be ready. Fast-paced stage productions demand you to transform a character at the drop of a hat! Knowing how to perform simple but effective character makeup changes will make you invaluable in your local professional makeup industry.



Take a Look:

Your Master Makeup Artistry course has over 600 minutes of video demonstrating all the creative techniques you need for every makeup look under the sun! Check out QC Makeup Academy tutor Nathan Johnson as he shows you a quick preview of the course.



Working through the Course

Your course guides are your best friend in the course! They'll lay out which lesson texts to read, videos to watch, and assignments to complete in chronological order. They contain easy-to-follow instructions for uploading assignments to the Online Student Center and downloading your tutor's personalized audio feedback.

“After taking just one course with QC Makeup Academy I already feel like a professional. I feel totally prepared and confident. There's so much I have learned about this industry not only about applying makeup but also the business aspects, which in my opinion, are just as important as learning how to apply perfect winged eyeliner.”

Kelsey Kendal Spratt
Master Makeup Artistry Graduate



Course Instructor

Celebrity makeup artist Nathan Johnson is QC Makeup Academy's Executive Instructor and tutor. Hailing from a small-town in rural Massachusetts and now in the heart of the Big Apple, Nathan is the definition of success! His impressive resume outlines his time on Seasons 4 & 5 of Project Runway as well as the over 300 famous celebrities he's worked with including Paula Abdul, Alicia Keys, and Kevin Bacon. His work has been featured in virtually every fashion and beauty magazine as well as on the runway for New York Fashion Week. With 20 years of industry experience, he's truly done it all.

On top of providing expert feedback to QC's students as a tutor, Nathan is active on social media. He responds to every review on QC Makeup Academy's Facebook Page! If you've seen him around the web and love him as your instructor, you can even request him to be your tutor!

“My biggest joy, my biggest passion comes from pushing, educating, and helping the next generation of makeup artists.”

Nathan Johnson

Your Free Makeup Kit

To help you succeed in your course, you'll receive a FREE makeup starter kit with your materials. You'll use this kit to complete your practical makeup assignments in your course.




Your Professional Kit Includes:

- 88-SHADE MIXED MATTE & SHIMMER EYESHADOW PALETTE
- 28-SHADE POWDER BLUSH PALETTE
- 32-SHADE LIP PALETTE
- 16-PIECE BRUSH SET
- 20-SHADE CORRECT & CONCEAL PALETTE

Tuition

The Master Makeup Artistry Tuition Includes:

- Course guides, lesson texts, assignments and instructional videos
- Access to digitized version of all course materials through the Online Student Center
- Business Training to help you launch a successful makeup career
- Access to the Career Center with the professional profile builder and business templates
- Access to a lively Student Forum where you can ask questions and collaborate with your peers
- Your certificate upon graduation



Explore your payment options on
the tuition calculator here:

“I love, love, love this course so much. I am currently studying the Master Makeup Artistry course, and I cannot put it down. The quality of the brushes and the detailed texts in the books are out of this world.”

Denver Andrews-Long
Master Makeup Artistry Student



READY TO
ENROLL?

Take the first step towards a rewarding
and exciting career in makeup!

CONTACT US!

@

INFO@QCMAKEUPACADEMY.COM

US & CAN: 1-800-267-1829

UK: 0800 066 4734

AUS: 1 800 358 931

INTERNATIONAL: +1 613 749 8248

JOIN THE QC COMMUNITY

WWW.QCMAKEUPACADEMY.COM