



COURSE PREVIEW BROCHURE



Global Beauty

CERTIFICATION WORKSHOP



The Global Beauty Workshop is perfect for makeup artists who want to advance their skillset and range of services. This specialization course expands on previously learned makeup techniques with a special focus on working with a global clientele. You'll learn how to work with clients of all skin tones and face shapes, and you'll create striking cultural looks. Turn your passion for celebrating beauty diversity into sought-after skills, and become a more competitive makeup artist!

When you take the course you'll gain...

- A world-class education that prepares you to work in cities such as London, New York, Sydney, Vancouver—and even your hometown!
- Access to exclusive makeup product discounts with today's biggest brands including Urban Decay, Smashbox, Kevyn Aucoin and more
- The technical skills to create beautiful makeup looks ranging from cultural bridal looks to media makeup for photography, film, runway, and editorial projects
- The confidence and expertise to work on clients from all backgrounds.

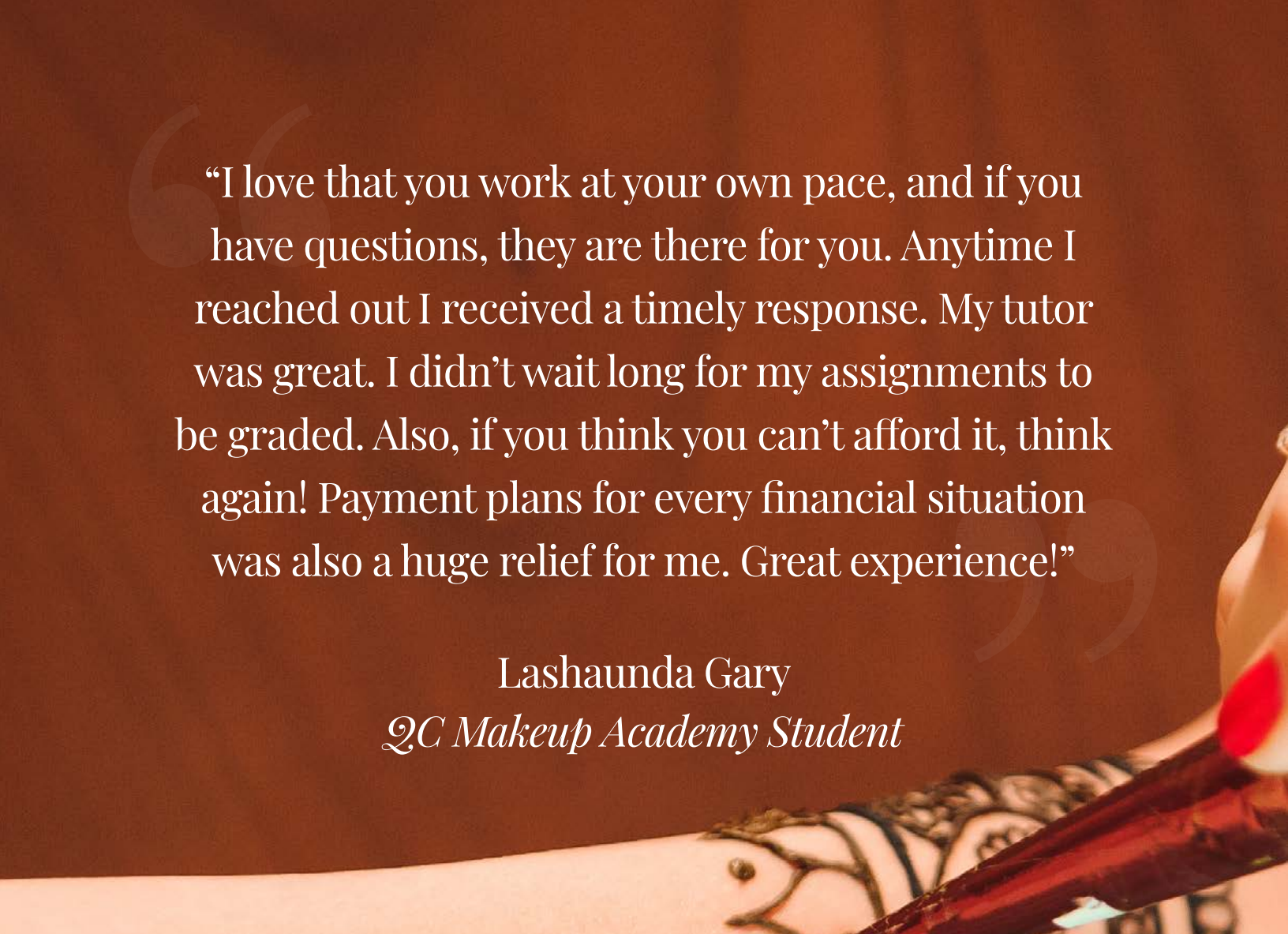
“I cannot rate QC Academy highly enough. The quality of teaching I received from my tutor, Nathan, was exceptional and I would highly recommend anyone interested in starting a career in makeup to enroll in one of their courses.”

Luisa Gina

QC Makeup Academy Graduate



Once you graduate, you'll receive your Global Beauty Specialization Certificate. You'll be qualified to work with a diverse range of makeup clients and work in the industry right away!



“I love that you work at your own pace, and if you have questions, they are there for you. Anytime I reached out I received a timely response. My tutor was great. I didn’t wait long for my assignments to be graded. Also, if you think you can’t afford it, think again! Payment plans for every financial situation was also a huge relief for me. Great experience!”

Lashaunda Gary
QC Makeup Academy Student

Course Curriculum

Learn from a variety of prominent makeup and Henna artists in the Global Beauty Workshop. Merrell Hollis, Leena Dedhia, Karuna Chani, Flora Kay, and QC’s executive makeup artist Nathan Johnson teach you their coveted tricks for creating advanced makeup looks from around the world. Follow along with digital lesson texts and instructional videos to see the professional techniques up-close. From the basics of color correction to Henna and makeup application for South-Asian bridal looks, they’ll walk you through every step! Then, complete fun, hands-on makeup application assignments and receive personalized feedback from your tutor.



UNIT A: Working with Multiple Skin Tones

- Understanding Global Beauty
- Skin Tones & Undertones
- Corrective Makeup

-
- Special Considerations for Deep Skin Tones
 - Deep Skin Tones: Corrective and Everyday Techniques
 - Working with Deep Skin Tones: An Evening Look

-
- Special Considerations for Fair Skin Tones
 - Corrective and Everyday Makeup Techniques for East Asian Women
 - An Evening Look for East Asian Women

UNIT B: Working with Golden Skin Tones

- Working with Golden Skin Tones: A Bridal Makeup Look
- Media Makeup for Golden Skin Tones
- Bridal Makeup for East Asian Women
- An Editorial Look for East Asian Women
- Creating Specialized Looks
- Building Your Kit

UNIT C: Working with Medium Skin Tones

- Special Considerations for Medium Skin Tones
- South Asian Bridal Makeup
- Working with Indian Brides
- A Modern Indian Bridal Look
- Working with Olive Skin Tones
- Bollywood Glamour
- Middle Eastern Beauty

UNIT D: Working with Henna

- Working with Henna
- Basic Henna Designs
- Tools of the Trade
- Indian Bridal Henna
- Henna Application on the Hands and Feet
- Marketing Your Henna Services



Course Sample

The Global Beauty Makeup Workshop takes you through every aspect of creating polished looks for clients of diverse cultural backgrounds.

Once you've conquered the basics, you'll be ready to handle more challenging looks. Evening looks for deeper skin tones and Bollywood Glamour looks only scratch the surface! Here's a sneak peek at a couple of assignments you'll do for your course.

Unit B: Assignment 2 – *Media Makeup for Golden Skin Tones*

Makeup artists are highly sought after by television networks and by individual clients making television appearances. With the rise of high-definition television technology, it's essential to create a media makeup look that is full-coverage but flattering. In this assignment, you'll create a media makeup look on a model with a golden or medium brown skin tone.

Here's what you need to do:

1. **Take a before shot of your model's face.** Ensure the picture is in focus and use natural lighting for the best results.
2. **Apply a full-coverage base.** Build your base using color corrector, concealer, and foundation. Ensure it doesn't appear heavy or cakey and by thoroughly blending the entire look. A streaky makeup application with noticeable brush strokes will stand out clearly on television.
3. **Add blush, eyeshadow, mascara, brow products, and lip color.** Other products such as contour and falsies can be added as well.

4. **Take a close-up after photo of your model.** Frame the photo so it clearly shows your model's entire face.
5. **Fill out the Client Card.** Be detailed about your chosen products.
6. **Ask your model to complete the Model Feedback Form.** Your model will evaluate her experience during the application process. Submit this form with your before and after photos.

Why we love it:

Throughout your makeup career, you'll encounter clients with different skin and makeup needs. Especially under the high-definition eye of the latest cameras, every application choice you make will be scrutinized. This assignment provides you with practice in tailoring your makeup application to address your model's skin considerations directly. Best of all, you can assure any client that no matter their skin type and tone, they're in the right hands!



Unit D: Assignment 3 – *Indian Bridal Henna*

In this assignment, you will practice creating Indian bridal designs on the hand template found in the Online Student Center. This template enables you to perfect your henna designs before working with clients.

Here's what you need to do:

1. **Use a filled Henna cone to practice drawing straight lines on a blank piece of paper.** Hold the Henna cone like a pencil and apply gentle, consistent pressure. Apply the Henna in smooth, long strokes.
2. **Create an Indian bridal design on the "Right Hand – Outside" template shown in Figure 1.** Draw the design on the entire hand as if you are completing a bridal application. Create the design freehand rather than using stencils. Be sure to use shapes and symbols that are characteristic of Indian bridal henna. You'll want to work with the fingers of the template pointed towards you since this is the same perspective you'll have when working with real clients. Consider taping the template to the table so that you are not tempted to move it around.



Figure 1

Why we love it:

We can't stress enough the importance of practice when it comes to makeup! This assignment encourages you to perfect the design aspect of Henna application before working on a model where there's bound to be some movement and tricky curves to work with! By studying and practicing Henna step-by-step, you'll exceed your client's expectations. After this unit in the Global Beauty Workshop, you'll become a truly full-service artist who can command a higher salary and work with brides from Indian and South-Asian cultural traditions!

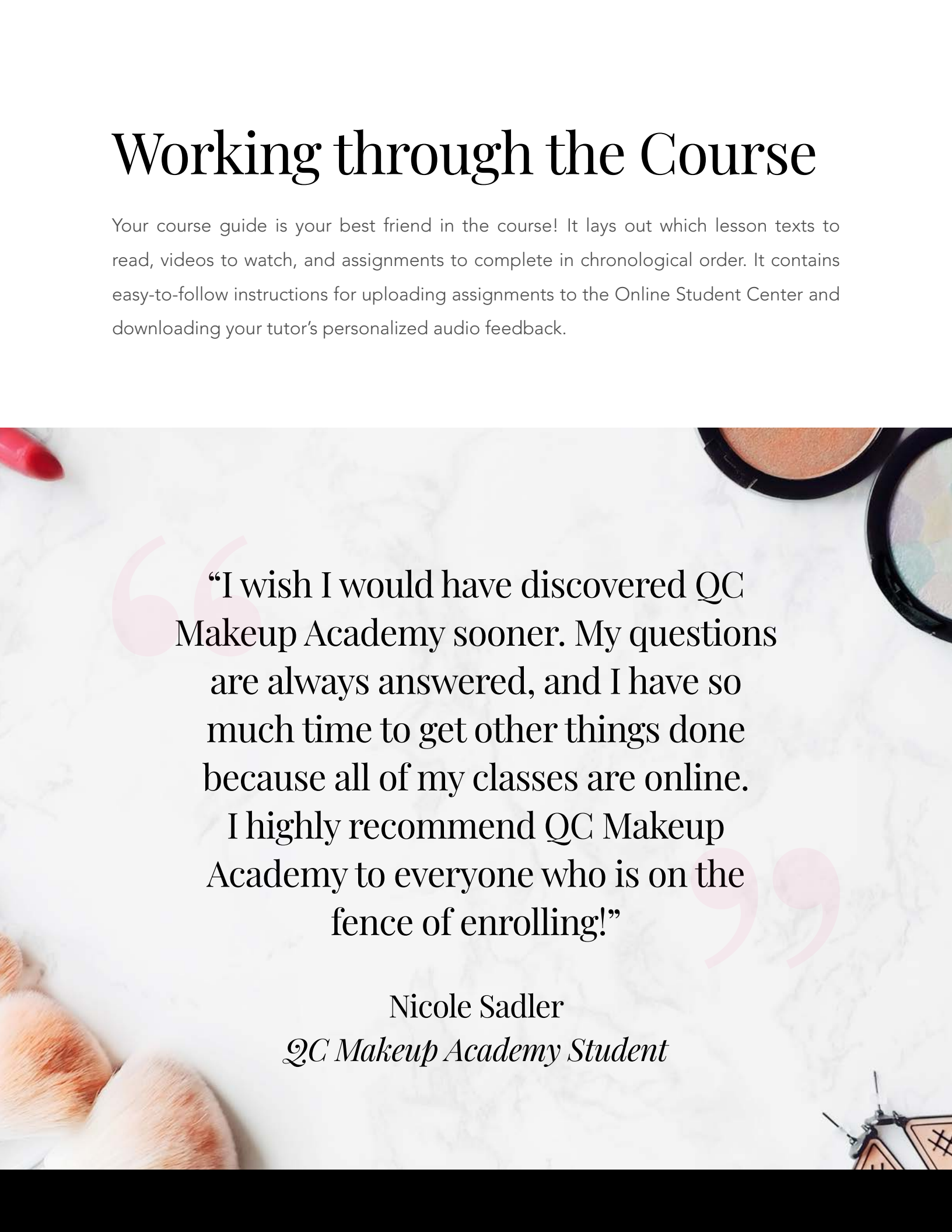


Take a Look:

Your Global Beauty Workshop course has over 750 minutes of video demonstrating all the creative techniques you need for every makeup look under the sun! Here's a sneak peek of one of our video lessons on applying corrective makeup on deep skin tones.

Working through the Course

Your course guide is your best friend in the course! It lays out which lesson texts to read, videos to watch, and assignments to complete in chronological order. It contains easy-to-follow instructions for uploading assignments to the Online Student Center and downloading your tutor's personalized audio feedback.



“I wish I would have discovered QC Makeup Academy sooner. My questions are always answered, and I have so much time to get other things done because all of my classes are online.

I highly recommend QC Makeup Academy to everyone who is on the fence of enrolling!”

Nicole Sadler
QC Makeup Academy Student

Course Instructors

Each of our 5 highly-accomplished Global Beauty makeup instructors has decades of experience in the international makeup industry. All hailing from completely different backgrounds, they bring their own unique perspectives and specialized skills to their teaching. You'll graduate with the skills to cater to diverse makeup clientele from all corners of the world!



Merrell Hollis

FOCUS: DEEP & GOLDEN SKIN TONES

Merrell's the makeup artist for the Wendy Williams Show and the grooming consultant and makeup artist for all artists at Sean Combs' Bad Boy Entertainment. His work has appeared in music videos for P. Diddy, Nelly, Usher, and more.



Flora Kay

FOCUS: FAIR SKIN TONES

Flora has lived in world-class cities like Hong Kong, London, Milan, and now New York City working as a full-time makeup artist! She's been the personal makeup artist of celebrities like Kate Moss, Wendie Malick, and Kid Cudi.



Leena Dedhia

FOCUS: HENNA MAKEUP

Leena has over 30 years of experience in Henna makeup application. Now based in New Jersey, she's the proud owner of Mehendi Styling and specializes in bridal Henna makeup.



Karuna Chani

FOCUS: MEDIUM & OLIVE SKIN TONES

Karuna's world-renowned for her ability to merge western trends with eastern cultural elements to create stunning bridal looks. Her celebrity client list includes the likes of Priyanka Chopra, Shahana Goswami, and Amrita Singh.



Nathan Johnson

YOUR HOST!

Nathan Johnson, a New York City-based celebrity makeup artist is your host in the instructional videos for the Global Beauty Workshop. He's worked on over 300 famous faces including Paula Abdul, Alicia Keys, and Lea Michele.



Your Free Makeup Kit

To help you succeed in your course, you'll receive a FREE starter kit with your course materials. Use this kit to complete all your practical makeup assignments for your course!


Your Professional Kit Includes:

- 20-SHADE CORRECT & CONCEAL MAKEUP PALETTE
- 1 HENNA KIT

Tuition

The Global Beauty Workshop tuition includes:

- Digital course guides, lesson texts, assignments, and instructional videos
- Access to the Online Student Center
- Access to the Career Center with the professional profile builder and business templates
- Access to a lively Student Forum where you can ask questions and collaborate with your peers
- Your certificate upon graduation



Explore your payment options on
the tuition calculator here:

“The payment plans that are available are amazing! I have been wanting to study makeup for so long but always found it too expensive, and I couldn’t find a payment plan that I could work with. But this is absolutely amazing!”

Keisha Anderson
QC Makeup Academy Student

READY TO
ENROLL?

Take the first step towards a rewarding
and exciting career in makeup!

CONTACT US!



INFO@QCMAKEUPACADEMY.COM

US & CAN: 1 833 600 3751

UK: 0800 066 4734

AUS: 1 800 531 923

INTERNATIONAL: +1 613 749 8248

JOIN THE QC COMMUNITY

WWW.QCMAKEUPACADEMY.COM